

NEOVO™

INSECTICIDE/NEMATICIDE

POWERED BY RINOTEC™ TECHNOLOGY

For control of soil insects and nematodes in agricultural crops including field corn, seed corn, popcorn, corn silage and sorghum.

Active Ingredient: Inactivated *Burkholderia rinojensis* strain A396 cells and spent fermentation media* 94.46%
Other ingredients: 5.54%
Total: 100.00%

* Contains not less than 330 µg of: (1S,4S,7Z,10S,16E,21R)-7-ethylidene-4,21-di(propan-2-yl)-2-oxa-12,13-dithia-5,8,20,23-tetraazabicyclo [8.7.8]tricos-16-ene-3,6,9,19,22-pentone per mL of RinoTec™. (1S,4S,7Z,10S,16E,21R)-7-ethylidene-4,21-di(propan-2-yl)-2-oxa-12,13-dithia-5,8,20,23-tetraazabicyclo[8.7.6]tricos-16-ene-3,6,9,19,22-pentone is an analytical marker in the active substance product.

KEEP OUT OF REACH OF CHILDREN CAUTION

FIRST AID	
If in eyes	<ul style="list-style-type: none">• Hold eye open and rinse slowly and gently with water for 15–20 minutes.• Remove contact lenses, if present, after the first 5 minutes, then continue rinsing eye.• Call a poison control center or doctor for treatment advice.
If swallowed	<ul style="list-style-type: none">• Call a poison control center or doctor immediately for treatment advice.• Have person sip a glass of water if able to swallow.• Do not induce vomiting unless told to by a poison control center or doctor.• Do not give anything to an unconscious person.
If on skin	<ul style="list-style-type: none">• Take off contaminated clothing.• Rinse skin immediately with plenty of water for 15-20 minutes.• Call a poison control center or doctor for treatment advice.
If inhaled	<ul style="list-style-type: none">• Move person to fresh air.• If person is not breathing, call 911 or an ambulance, then give artificial respiration, preferably mouth-to-mouth if possible.• Call a poison control center or doctor for further treatment advice.
HOT LINE NUMBER Have the product container or label with you when calling a poison control center or doctor, or going for treatment. For non-emergency information on this product, call (1-800-858-7378), 8:00AM to 12:00PM Pacific Time, Monday-Friday. For medical emergencies, call the poison control center at 1-800-222-1222.	

EPA Reg. No.: 84059-34

(Batch)(Lot) No: printed on container

Manufactured by/for: Pro Farm Group, Inc.
1530 Drew Avenue, Davis, CA 95618
1-877-664-4476
info@profarmgroup.com



US Patents No.: 11382331, 11793201, 11917999

Neovo® and RinoTec® are registered trademarks of Pro Farm Group, Inc.

Name and logo of Pro Farm Group are registered trademarks of Pro Farm Group, Inc.

Job 235797

PRECAUTIONARY STATEMENTS

HAZARDS TO HUMANS AND DOMESTIC ANIMALS - CAUTION. Harmful if swallowed, absorbed through skin, or inhaled. Causes moderate eye irritation. Avoid contact with skin or clothing. Avoid breathing spray mist. Wash thoroughly with soap and water after handling and before eating, drinking, chewing gum, using tobacco, or using the toilet. Remove and wash contaminated clothing before reuse.

PERSONAL PROTECTIVE EQUIPMENT (PPE):

Applicators and other handlers must wear:

- long-sleeved shirt and long pants
- waterproof gloves
- shoes plus socks
- protective eyewear.

Wear a minimum of a NIOSH-approved particulate filtering facepiece respirator with any N, R, or P filter; OR a NIOSH-approved elastomeric particulate respirator with any N, R, or P filter; OR a NIOSH-approved powered air purifying respirator with an HE filter.

Follow manufacturer's instructions for cleaning and maintaining PPE. If there are no such instructions for washables, use detergent and hot water. Keep and wash PPE separately from other laundry.

ENGINEERING CONTROLS:

When handlers use closed systems, enclosed cabs or aircraft in a manner that meets the requirements listed in the Worker Protection Standard (WPS) for agricultural pesticides [40 CFR 170.607(d-8)], the handler PPE requirements may be reduced or modified as specified in the WPS.

IMPORTANT: When reduced PPE is worn because a closed system is being used, handlers must be provided all PPE specified above for "applicators and other handlers" and have such PPE immediately available for use in an emergency, such as a spill or equipment breakdown.

USER SAFETY RECOMMENDATIONS:

Users should:

- Remove clothing/PPE immediately if pesticide gets inside. Then wash thoroughly and put on clean clothing.
- Remove PPE immediately after handling this product. Wash the outside of gloves before removing. As soon as possible, wash thoroughly and change into clean clothing.

ENVIRONMENTAL HAZARDS

For terrestrial uses: Do not apply directly to water, or to areas where surface water is present, or to intertidal areas below the mean high-water mark. Do not contaminate water when disposing of equipment washwater or rinsate. See the Directions for Use section of this label for application instructions that minimize risk to bees and other beneficial insects, including those used in Integrated Pest Management (IPM) programs.

Neovo should only be applied when the potential for drift to adjacent sensitive areas (e.g. residential areas, bodies of water, known habitat for threatened or endangered species, non-target crops) is minimal (e.g. when wind is blowing away from the sensitive areas). Do not allow spray to drift from the application site and contact people, structures people occupy at any time and the associated property, parks and recreation areas, non-target crops, aquatic and wetland areas, woodlands, pastures, rangelands, or animals. Do not allow product to drift to blooming crops or weeds if bees are foraging. Minimize spray drift away from the target area to reduce effects to other non-target insects.

DIRECTIONS FOR USE

It is a violation of Federal law to use this product in a manner inconsistent with its labeling. Do not apply this product in a way that will contact workers or other persons, either directly or through drift. Only protected handlers may be in the area during application. For any requirements specific to your State or Tribe, consult the State or Tribal agency responsible for pesticide regulation.

Agricultural Use Requirements

Use this product only in accordance with its labeling and with the Worker Protection Standard, 40 CFR Part 170. This Standard contains requirements for the protection of agricultural workers on farms, forests, nurseries, and greenhouses, and handlers of agricultural pesticides. It contains requirements for training, decontamination, notification, and emergency assistance. It also contains specific instructions and exceptions pertaining to the statements on this label about personal protective equipment (PPE), and restricted-entry interval. The requirements in this box only apply to uses of this product that are covered by the Worker Protection Standard.

Do not enter or allow worker entry into treated areas during the restricted-entry interval (REI) of 4 hours.

PPE required for early entry to treated areas (that is permitted under the Worker Protection Standard and that involves contact with anything that has been treated, such as plants, soil or water) is:

- Protective eyewear
- Coveralls
- Chemical resistant gloves (made from any waterproof material)
- Shoes plus socks

EXCEPTION: If the product is soil incorporated or soil injected, the Worker Protection Standard, under certain circumstances, allows workers to enter the treated area if there will be no contact with anything that has been treated.

Non-Agricultural Use Requirements

The requirements in this box apply to uses of this product that are NOT within the scope of the Worker Protection Standard for agricultural pesticides (40 CFR Part 170). The WPS applies when this product is used to produce agricultural plants on farms.

For all other non-WPS uses: Keep unprotected persons out of treated areas until sprays have dried.

PRODUCT INFORMATION

Neovo™ insecticide/nematicide powered by RinoTec™ Technology for use against the pests listed in the **Labeled Crops** section. Neovo is a suspension concentrate that can be applied as an in-furrow or T-band application at planting.

Neovo is mixed with water or liquid fertilizer for application and may be used on crops listed on this label, including those grown for seed production. Neovo controls and/or suppresses nematodes and soil borne insects by interfering with feeding activity and/or life cycle of a pest via ingestion of treated plant material and triggering plant defense genes to produce defensive compounds exuded by plant roots. Neovo controls corn rootworm and suppresses lesion nematode, white grubs and wireworms.

Neovo can be used in field environments for the control of any labeled pest according to instructions in the **Use Instructions and Labeled Crops** sections.

INTEGRATED PEST MANAGEMENT

Neovo is recommended for use as part of an Integrated Pest Management (IPM) program, which may include the use of pest-resistant crop varieties, cultural practices, crop rotation, biological control agents, pest scouting and pest forecasting systems aimed at preventing economic pest damage. Practices known to reduce insect pest development should be followed. Consult your state cooperative extension service or local agricultural authorities for additional IPM strategies established in your area.

INSECT AND NEMATODE RESISTANCE MANAGEMENT

Some insect and nematode pests are known to develop resistance to products used repeatedly for insect and nematode control. The mode of action of Neovo within the insect is currently unknown but is believed to be unique from other known modes of action and has not yet been classified by the Insect Resistance Action Committee. An insect pest management program that includes alternation or tank mixes between Neovo and other labeled insecticides or that have a different mode of action than Neovo is essential to prevent resistant pest populations from developing.

USE INSTRUCTIONS

MIXING DIRECTIONS

Shake well before use. Slowly invert container several times to assure uniform mixture of formulation prior to adding product to the spray tank.

Important—Fill tank $\frac{1}{2}$ to $\frac{3}{4}$ of desired amount of water. Start the mechanical or hydraulic agitation to provide moderate circulation before adding Neovo. Add the desired volume of Neovo to the mix tank and the remaining volume of water and continue circulation. Maintain circulation while loading and spraying. Do not mix more Neovo than can be used in 24 hours. Use a strainer no finer than 50 mesh in conventional spray systems.

TANK MIXING

Do not combine Neovo in the spray tank with other pesticides, surfactants, adjuvants, or fertilizers if there has been no previous experience or use of the combination to show it is physically compatible, effective, and non-injurious under your use conditions. Add water-soluble bags first followed by other dry products including water-soluble granules, water-dispersible granules and wettable powders. Then add Neovo and other water-based suspension concentrates followed by water-soluble concentrates, suspo-emulsions, oil-based suspension concentrates, emulsifiable concentrates, surfactants, oils, and adjuvants; soluble fertilizers and drift retardants.

To ensure compatibility of tank-mix combinations they must be evaluated prior to use. To determine the physical compatibility of this product with other products use a jar test with the assumption of 5 gallons of water or liquid fertilizer per acre application. Using a quart jar, add the proportionate amounts of the products to one quart of water with agitation. Add the components to be mixed in the order specified in the previous paragraph. After thoroughly mixing, let this mixture stand for 15 minutes and assess by looking for separation, large flakes or other precipitates, gels or other signs of incompatibility. If the combination remains mixed or can readily be remixed, it is physically compatible. Once compatibility has been proven, use the same procedure for adding required ingredients to the spray tank.

SHAKE WELL BEFORE USE

USE DIRECTIONS – SOIL TREATMENT

Neovo can be applied as a soil treatment to protect against labeled soilborne pests. In general, Neovo can be applied by the following methods unless specified differently in the crops section.

In-Furrow Applications: At planting, apply Neovo as an in-furrow application or as a 5-7 inch band (T-band) over an open furrow at the rate of 20 fluid ounces per acre according to the chart below. Apply Neovo in a minimum of 3 gallons of water per acre so the spray is directed over the seed furrow just before the seeds are covered. Neovo applied as a T-band should be lightly incorporated into the top 1 inch of soil by drag chains or tines. Neovo can be mixed with liquid fertilizer in lieu of water where a jar test confirms physical compatibility. Applicators should confirm compatibility with a jar test prior to application.

Rate	In-Furrow and T-band Application Rates Product per 1000 ft. row.						
	15" Rows	30" Rows	32" Rows	34" Rows	36" Rows	38" Rows	40" Rows
20 fluid ounces per acre	0.57 fluid ounces	1.15 fluid ounces	1.23 fluid ounces	1.30 fluid ounces	1.38 fluid ounces	1.45 fluid ounces	1.53 fluid ounces

15" = 34,848 row ft./acre, 30" = 17,424 row ft./acre, 32" = 16,315 row ft./acre, 34" = 15,374 row ft./acre, 36" = 14,520 row ft./acre, 38" = 13,754 row ft./acre, 40" = 13,068 row ft./acre.

In-furrow applications of Neovo should follow planting of RhinoTec™ technology treated seed.

ROTATIONAL CROP RESTRICTIONS

There are no plant-back restrictions following application of Neovo.

IMPORTANT NOTE: SAFETY TO BENEFICIAL ORGANISMS

Prior to treating an entire crop where the release of beneficial insects serves as part of an Integrated Pest Management (IPM) program, consult with an extension specialist, a pest control advisor (PCA) or with the product manufacturer.

IMPORTANT NOTE: CROP AND PLANT TOLERANCE

Neovo has been evaluated on a wide range of plants according to use directions on this label for crop safety. Not all crops within a crop group, and not all varieties, cultivars, or hybrids of crops within a crop group or under all environmental conditions or growing circumstances have been evaluated. Do not tank mix with products that contain a label prohibition against tank mixing. Prior to treating entire crop, test a small portion of the crop for sensitivity and assess for crop tolerance.

TANK-MIX PRECAUTIONS

Neovo may be mixed with pesticide products labeled for use on crops on this label in accordance with the most restrictive of label limitations and precautions. Do not mix with products that contain a label prohibition against tank mixing. Crop varieties can differ in their responsiveness to tank mixtures, and environmental conditions can have an influence on product performance and crop response. It is not possible to test Neovo alone or with all possible tank mix combinations on all varieties under all environmental conditions. When considering the use of a tank mixture on a labeled crop without prior experience, or which is not specifically described on Neovo product labeling or in other Pro Farm Group product use instruction, it is important to check crop safety first. To test for crop safety, prepare a small volume of the intended tank mixture, apply it to an area of the target crop as directed by both this and the tank mix partner product labels, and observe the treated crop to ensure that a phytotoxic response does not occur. Use of Neovo in any tank mixture applications that is not specifically described on Neovo labeling or in other Pro Farm Group product use instructions, could potentially result in crop injury. Follow the precautions on this label and on the label for any other product to be used in tank mixtures before making such applications to your crops. Follow the most restrictive labeling. Pro Farm Group will not be responsible for any crop injury arising from the use of a tank mixture that is not specifically described on Neovo labeling or in other Pro Farm Group product use instruction.

LABELED CROPS

Crops: Cereal grains including corn (field, popcorn, corn grown for seed, corn grown for silage) and sorghum (milo).

Rate: 20 fluid ounces per acre

Application and Timing: For best results, apply at planting in-furrow.

Soil Pests Controlled or Suppressed:

- western corn rootworm larvae (*Diabrotica virgifera virgifera*) *
- northern corn rootworm larvae (*Diabrotica barberi*) *
- southern corn rootworm larvae (*Diabrotica undecimpunctata howardi Barberi*) *
- Mexican corn rootworm larvae (*Diabrotica virgifera zea*) *
- wireworms (*Elaeteridae* spp) *
- white grubs (*Phyllophaga* spp) *
- lesion nematodes (*Pratylenchus* spp) *
- sting nematodes (*Belonolaimus* spp) *
- stunt nematodes (*Tylenchorhynchus* spp) *
- stubby-root nematodes (*Paratrichodorus* spp) *
- dagger nematodes (*Xiphinema* spp) *
- lance nematodes (*Haplolaimus* spp) *
- needle nematodes (*Longidorus* spp) *

Pre-harvest Interval (PHI): 0 Days

(*) not for use in California

Crops: Forage, fodder and straw of cereal grains including corn (field, popcorn, corn grown for seed, corn grown for silage) and sorghum (milo).

Rate: 20 fluid ounces per acre

Application and Timing: For best results, apply at planting in-furrow.

Soil Pests Controlled or Suppressed:

- western corn rootworm larvae (*Diabrotica virgifera virgifera*) *
- northern corn rootworm larvae (*Diabrotica barbeni*) *
- southern corn rootworm larvae (*Diabrotica undecimpunctata howardi* Barber) *
- Mexican corn rootworm larvae (*Diabrotica virgifera zea*) *
- wireworms (*Elaeidae* spp) *
- white grubs (*Phyllophaga* spp) *
- lesion nematodes (*Pratylenchus* spp) *
- sting nematodes (*Belonolaimus* spp) *
- stunt nematodes (*Tylenchorhynchus* spp) *
- stubby-root nematodes (*Paratrichodorus* spp) *
- dagger nematodes (*Xiphinema* spp) *
- lance nematodes (*Haplolaimus* spp) *
- needle nematodes (*Longidorus* spp) *

Pre-harvest Interval (PHI): 0 Days

(*) not for use in California

STORAGE AND DISPOSAL

Do not contaminate water, food or feed by storage or disposal.

Pesticide Storage: Store in a cool, dry place. Do not freeze.

Pesticide Disposal: To avoid wastes, use all material in this container by application according to label directions. If wastes cannot be avoided, offer remaining product to a waste disposal facility or pesticide disposal program (often such programs are run by state or local governments or by industry).

Container Handling:

For plastic containers less than or equal to 5 gallons: Nonrefillable container. Do not reuse or refill this container. Triple rinse container (or equivalent) promptly after emptying. Triple Rinse as follows: Empty the remaining contents into application equipment or a mix tank and drain for 10 seconds after the flow begins to drip. Fill the container 1/4 full with water and recap. Shake for 10 seconds. Pour rinsate into application equipment or a mix tank or store rinsate for later use or disposal. Drain for 10 seconds after the flow begins to drip. Repeat this procedure two more times. Then offer for recycling if available or puncture and dispose of in a sanitary landfill, or by incineration.

For plastic containers greater than 5 gallons: Nonrefillable container. Do not reuse or refill this container. Triple rinse container (or equivalent) promptly after emptying. Triple Rinse as follows: Empty the remaining contents into application equipment or a mix tank. Fill the container 1/4 full with water. Replace and tighten closures. Tip container on its side and roll it back and forth, ensuring at least one complete revolution, for 30 seconds. Stand the container on its end and tip it back and forth several times. Turn the container over onto its other end and tip it back and forth several times. Empty the rinsate into application equipment or a mix tank or store rinsate for later use or disposal. Repeat this procedure two more times. Then offer for recycling if available or puncture and dispose of in a sanitary landfill, or by incineration.

[and/or, as applicable to container type]

For refillable containers: Refillable container. Refill this container with Neovo only. Do not reuse this container for any other purpose. Cleaning the container before final disposal is the responsibility of the person disposing of the container. Cleaning before refilling is the responsibility of the refiller. To clean the container before final disposal, empty the remaining contents from this container into application equipment or a mix tank. Fill the container about 10 percent full with water.

Agitate vigorously or recirculate water with the pump for 2 minutes. Pour or pump rinsate into application equipment or rinsate collection system. Repeat rinsing procedure two more times.



Ag Container
Recycling Council

Pro Farm Group is a member of the Ag Container Recycling Council. Visit <http://www.acrecycle.org/contact> for information on how to arrange pick-up of this empty pesticide container.

Pro Farm Group

WARRANTY

To the extent consistent with applicable law, the seller makes no warranty, expressed or implied, of merchantability, fitness or otherwise concerning use of this product. To the extent consistent with applicable law, the user assumes all risks of use, storage or handling that are not in accordance with the accompanying directions.

NEOVO™

INSECTICIDE/NEMATOCIDE

POWERED BY RINOTEC™ TECHNOLOGY

For control of soil insects and nematodes in agricultural crops including field corn, seed corn, popcorn, corn silage and sorghum.

Active ingredient: Inactivated *Burkholderia rinojensis* strain A396 cells and spent fermentation media* 94.46%
Other ingredients: 5.54%
Total: 100.00%

* Contains not less than 330 µg of: (1S,4S,7Z,10S,16E,21R)-7-ethylidene-4,21-di(propan-2-yl)-2-oxa-12,13-dithia-5,8,20,23-tetraazabicyclo[8.7.6]tricos-16-ene-3,6,9,19,22-pentone per mL of RinoTec™, (1S,4S,7Z,10S,16E,21R)-7-ethylidene-4,21-di(propan-2-yl)-2-oxa-12,13-dithia-5,8,20,23-tetraazabicyclo[8.7.6]tricos-16-ene-3,6,9,19,22-pentone is an analytical marker in the active substance product.

**KEEP OUT OF REACH OF CHILDREN
CAUTION**

FIRST AID	
If in eyes	<ul style="list-style-type: none">• Hold eye open and rinse slowly and gently with water for 15–20 minutes.• Remove contact lenses, if present, after the first 5 minutes, then continue rinsing eye.• Call a poison control center or doctor for treatment advice.
If swallowed	<ul style="list-style-type: none">• Call a poison control center or doctor immediately for treatment advice.• Have person sip a glass of water if able to swallow.• Do not induce vomiting unless told to by a poison control center or doctor.• Do not give anything to an unconscious person.
If on skin	<ul style="list-style-type: none">• Take off contaminated clothing.• Rinse skin immediately with plenty of water for 15-20 minutes.• Call a poison control center or doctor for treatment advice.
If inhaled	<ul style="list-style-type: none">• Move person to fresh air.• If person is not breathing, call 911 or an ambulance, then give artificial respiration, preferably mouth-to-mouth if possible.• Call a poison control center or doctor for further treatment advice.
HOT LINE NUMBER Have the product container or label with you when calling a poison control center or doctor, or going for treatment. For non-emergency information on this product, call (1-800-858-7378), 8:00AM to 12:00PM Pacific Time, Monday-Friday. For medical emergencies, call the poison control center at 1-800-222-1222.	

EPA Reg. No.: 84059-34

(Batch)(Lot) No: printed on container

Manufactured by/for: Pro Farm Group, Inc.
1530 Drew Avenue, Davis, CA 95618
1-877-664-4476
info@profarmgroup.com



US Patents No.: 11382331, 11793201, 11917999
Neovo® and RinoTec® are registered trademarks of Pro Farm Group, Inc.
Name and logo of Pro Farm Group are registered trademarks of Pro Farm Group, Inc.

EPA Est. No.: 84059-MI-001

NET CONTENTS: 2.5 gallons
 110 gallons

PULL HERE TO OPEN ▲

PN105413

PF 235797

PROOF

THIS PROOF IS TO BE CHECKED FOR ACCURACY

Please review and approve **Text, Spelling, Copy Placement, Size, Shape, Colors and Dieline.**

Authorized signature accepts responsibility for accuracy of all copy, color break and artwork. Cimarron Label is not liable for any discrepancies subsequently identified.






PLEASE NOTE: Due to color variance between printers/monitors, the colors represented by this proof cannot be deemed accurate. Please refer to a color matching system such as the Pantone Matching System for a truer representation of spot colors.

THIS PROOF IS NOT ACCURATE FOR COLOR-MATCH.

Dieline does not print.



4201 North Westport Ave. • Sioux Falls, SD 57107
Phone: (605) 978-0451 • Fax: (605) 978-0463

DATE	JOB NUMBER	CUSTOMER
3/10/25	235797	PROFARM
LABEL SIZE	BOOKLET SIZE	
6.25" x 5.5"	5.25" x 4.5"	
LABEL COLORS	BOOKLET OUTSIDE COLORS	BOOKLET INSIDE COLORS
 	 	
PATTERN VARNISH: <input type="checkbox"/> YES <input checked="" type="checkbox"/> NO		

Form: CS 006B - 3/29/2017

ARTWORK IS APPROVED

REVISED PROOF NEEDED

WE CANNOT PROCESS THIS ORDER WITHOUT AN AUTHORIZED SIGNATURE

Signed

Date

3/10/25